



2023

OPPORTUNITY SCORECARD

*A LEGISLATIVE SCORECARD BY
OPPORTUNITY ARKANSAS FOUNDATION*

Welcome to the **2023** **OPPORTUNITY SCORECARD!**

During the recent legislative session, Opportunity Arkansas identified good and bad policy that was working its way through the Arkansas General Assembly, in relation to how it impacted opportunity for all Arkansans. We worked diligently to provide analysis about the effects of proposed legislative changes and informed the public and lawmakers through policy pieces, research, polling, email newsletters, and our public-facing bill tracker, where we graded bills on a scale from A to F.

In many ways, this report is a culmination of that work.

In this scorecard, we score 19 pieces of legislation, all of which have a direct impact on either expanding or reducing opportunity for Arkansans. Lawmakers' votes were tallied and rated based on how they voted in relation to Opportunity Arkansas's policy positions.



Our **2023 Opportunity Scorecard** was created to educate the public about the voting records of their representatives and to recognize the hard work and conservative dedication of policymakers who have fought to expand opportunity in the Land of Opportunity.

As identified in our **Roadmap to Opportunity 2023**, Opportunity Arkansas is focused on creating generational solutions in **six key policy pathways**:

- 1. Making the Arkansas workforce competitive;**
- 2. Preparing the next generation for the workforce;**
- 3. Restoring law and order;**
- 4. Putting Arkansas families first;**
- 5. Rebuilding the safety net; and**
- 6. Reducing the state bureaucracy**

All of the bills scored in this scorecard fall into one of these six pathways. Each bill either actively supported or directly threatened these goals.

**ARKANSAS
SENATE
SNAPSHOT**

**ARKANSAS
SENATE AWARD
WINNERS**

**ARKANSAS
SENATE
SCORES**

**ARKANSAS
HOUSE
SNAPSHOT**

**ARKANSAS
HOUSE AWARD
WINNERS**

**ARKANSAS
HOUSE
SCORES**

**BILL
DESCRIPTIONS**

METHODOLOGY

About OPPORTUNITY ARKANSAS

ABOUT
OPPORTUNITY
ARKANSAS

ARKANSAS
SENATE
SNAPSHOT

ARKANSAS
SENATE AWARD
WINNERS

ARKANSAS
SENATE
SCORES

ARKANSAS
HOUSE
SNAPSHOT

ARKANSAS
HOUSE AWARD
WINNERS

ARKANSAS
HOUSE
SCORES

BILL
DESCRIPTIONS


METHODOLOGY



Opportunity Arkansas is a family of nonprofit organizations committed to renewing the Land of Opportunity. We are achieving these goals by simplifying government and solving generational problems for the next generation.

OUR STRATEGY

- ◆ Researching generational issues plaguing Arkansas;
- ◆ Informing and educating the public about the consequences;
- ◆ Developing homegrown ideas and strategies for change; and
- ◆ Partnering with policymakers to chart a new course for the next generation.



Arkansas SENATE SNAPSHOT

35 TOTAL MEMBERS

29 Republicans	6 Democrats	0 Vacancies
-------------------	----------------	----------------

Average Senate *Republican* score: **82%**

Average Senate *Democrat* score: **26%**


HIGHEST SCORING SENATE REPUBLICANS:




**Senator
Alan Clark**
(Lonsdale)
91%



**Senator
Jim Dotson**
(Bentonville)
91%



**Senator
Matt McKee**
(Percy)
91%




**Senator
Dan Sullivan**
(Jonesboro)
91%

LOWEST SCORING SENATE REPUBLICAN:



**Senator
Bryan King**
(Green Forest)
66%

HIGHEST SCORING SENATE DEMOCRAT:



**Senator
Reginald Murdock**
(Marianna)
33%

LOWEST SCORING SENATE DEMOCRAT:



**Senator
Stephanie Flowers**
(Pine Bluff)
14%

ABOUT
OPPORTUNITY
ARKANSAS

ARKANSAS
SENATE
SNAPSHOT

ARKANSAS
SENATE AWARD
WINNERS

ARKANSAS
SENATE
SCORES

ARKANSAS
HOUSE
SNAPSHOT

ARKANSAS
HOUSE AWARD
WINNERS

ARKANSAS
HOUSE
SCORES

BILL
DESCRIPTIONS

METHODOLOGY

Arkansas Senate AWARD WINNERS



OPPORTUNITY PIONEERS

These legislators are recognized for their leadership and hard work on specific issues that align with Opportunity Arkansas's policy goals. Without their leadership, many of these transformational policy victories would not have been possible.



SENATOR BREANNE DAVIS

Sen. Davis was a lead sponsor of the LEARNS Act (SB294) which brought universal educational freedom to all Arkansans. She went toe-to-toe with protectors of the status quo in the Senate Education Committee, on the Senate floor, and in the media. Thanks in part to her hard work and dedication, all Arkansas kids will be better prepared for the workforce, our classrooms will be free from indoctrination, and parents will have a say in their children's education.



SENATOR BEN GILMORE

Sen. Gilmore was the visionary and driving force behind much of the Protect Arkansas Act (SB495). Passed overwhelmingly, this act will bring long-overdue parole and sentencing reform to Arkansas. It also seeks to ease reentry for non-violent offenders leaving prison and accelerate their entry back into the workforce. Finally, the Protect Arkansas Act provides new resources and protections for victims and their families. Arkansas has been plagued with a violent crime crisis for too long, and the state has been avoiding uncomfortable conversations and tough decisions about this issue for the better part of a decade. But

thanks to Sen. Gilmore's leadership, Arkansas is now on a path to lower crime and safer communities, which means more opportunity for all.




SENATOR CLINT PENZO

Sen. Penzo was the lead Senate sponsor of several pro-work, pro-opportunity bills this session, including cash welfare reform and unemployment reform. His preparation and hard work on the Senate side of the capitol made these important victories possible. Because of his efforts, our safety net is stronger and work is within closer reach for more Arkansans.

OPPORTUNITY DEFENDERS


These Senate members are receiving Opportunity Defender awards from OAF for their voting records and scores of over 90 percent:




Senator
Alan Clark



Senator
Matt McKee



Senator
Jim Dotson



Senator
Dan Sullivan

ABOUT
OPPORTUNITY
ARKANSAS

ARKANSAS
SENATE
SNAPSHOT

ARKANSAS
SENATE AWARD
WINNERS

ARKANSAS
SENATE
SCORES

ARKANSAS
HOUSE
SNAPSHOT

ARKANSAS
HOUSE AWARD
WINNERS

ARKANSAS
HOUSE
SCORES

BILL
DESCRIPTIONS

METHODOLOGY

ARKANSAS SENATE SCORES

NAME	TOWN	SB306	HB1027	SB90	HB1185	HB1401	HB1430	SB294	HB1510	HB1575	SB495	SB549	HB1026	SB473	HB1196	HB1340	HB1592	SB477	HB1681	HB1004	SCORE	%
PRO-OPPORTUNITY POSITION		N	Y	Y	Y	Y	Y	Y	Y	Y	Y	Y	Y	Y	Y	N	N	N	Y	Y		
POINTS		3	3	3	3	3	3	3	3	3	3	2	1	2	1	2	2	2	1	2	45	
Boyd, Justin	Fort Smith	0	3	3	3	3	3	3	3	3	3	2	1	2	1	0	0	0	1	2	36	80%
Bryant, Joshua	Rogers	3	3	3	3	3	3	3	3	3	3	2	1	2	1	0	0	0	1	2	39	87%
Caldwell, Ronald	Wynne	3	3	3	3	3	3	X	3	X	X	2	1	2	1	0	X	0	X	2	29	88%
Chesterfield, Linda	Little Rock	0	3	3	3	0	0	0	3	0	0	0	0	0	0	0	0	0	0	2	14	31%
Clark, Alan ♦	Lonsdale	3	3	3	3	3	3	3	3	3	3	2	1	2	1	0	0	2	1	2	41	91%
Crowell, Steve	Magnolia	3	3	3	3	3	3	3	3	3	3	2	1	2	1	0	0	0	1	2	39	87%
Davis, Breanne ♦	Russellville	0	3	3	3	3	3	3	3	3	3	2	1	2	1	0	0	0	1	2	36	80%
Dees, Tyler	Siloam Springs	3	3	3	3	0	3	3	3	3	3	2	1	2	1	0	0	0	1	2	36	80%
Dismang, Jonathan	Beebe	0	3	3	3	0	3	3	3	3	3	2	1	2	1	0	0	0	1	2	33	73%
Dotson, Jim ♦	Bentonville	3	3	3	3	3	3	3	3	3	3	2	1	2	1	2	0	0	1	2	41	91%
English, Jane	North Little Rock	0	3	3	3	3	3	3	3	3	3	2	0	2	1	0	0	0	1	2	35	78%
Flippo, Scott	Bull Shoals	0	3	3	3	3	3	3	3	3	3	2	1	2	1	0	0	0	1	2	36	80%
Flowers, Stephanie	Pine Bluff	0	0	3	0	0	0	0	0	X	X	0	0	0	0	0	X	0	X	2	5	14%
Gilmore, Ben ♦	Crossett	3	3	3	3	3	3	3	3	3	3	2	1	2	1	0	0	0	1	2	39	87%
Hammer, Kim	Benton	0	3	3	X	3	3	3	3	3	3	2	1	2	X	0	0	0	1	2	32	78%
Hester, Bart	Cave Springs	0	3	3	3	3	3	3	3	3	3	2	1	2	1	0	0	0	1	2	36	80%
Hickey, Jimmy	Texarkana	0	3	3	3	X	3	0	3	3	3	2	1	0	1	0	0	0	1	2	28	67%

Red text = Republican Navy text = Democrat X = Excused absence ♦ = OAF award winner

ABOUT OPPORTUNITY ARKANSAS

ARKANSAS SENATE SNAPSHOT

ARKANSAS SENATE AWARD WINNERS

ARKANSAS SENATE SCORES

ARKANSAS HOUSE SNAPSHOT

ARKANSAS HOUSE AWARD WINNERS

ARKANSAS HOUSE SCORES

BILL DESCRIPTIONS

METHODOLOGY

ARKANSAS SENATE SCORES (CONTINUED)

NAME	TOWN	SB306	HB1027	SB90	HB1185	HB1401	HB1430	SB294	HB1510	HB1575	SB495	SB549	HB1026	SB473	HB1196	HB1340	HB1592	SB477	HB1681	HB1004	SCORE	%
PRO-OPPORTUNITY POSITION		N	Y	Y	Y	Y	Y	Y	Y	Y	Y	Y	Y	Y	Y	N	N	N	Y	Y		
POINTS		3	3	3	3	3	3	3	3	3	3	2	1	2	1	2	2	2	1	2	45	
Hill, Ricky	Cabot	0	3	3	3	0	3	3	3	3	3	2	X	2	1	0	0	0	1	2	32	73%
Irvin, Missy	Mountain View	0	3	3	3	3	3	3	3	3	3	2	1	2	1	0	0	0	1	2	36	80%
Johnson, Blake	Corning	0	3	3	3	3	3	3	3	3	3	2	1	2	1	0	0	0	1	2	36	80%
Johnson, Mark	Little Rock	3	3	3	3	3	3	3	3	3	3	2	1	2	1	0	0	0	1	2	39	87%
King, Bryan	Green Forest	3	X	3	3	X	X	0	0	X	3	2	1	0	1	X	X	0	1	2	19	66%
Leding, Greg	Fayetteville	0	3	3	3	0	3	0	0	0	0	0	0	0	0	0	0	0	0	2	14	31%
Love, Fredrick	Mabelvale	0	0	3	3	0	0	0	0	0	0	2	0	0	0	0	0	0	0	2	10	22%
McKee, Matt ♦	Pearcy	3	3	3	3	3	3	3	3	3	3	2	1	2	1	0	0	2	1	2	41	91%
Murdock, Reginald	Marianna	0	3	3	3	X	0	0	3	0	0	0	0	0	0	0	0	0	0	2	14	33%
Payton, John	Wilburn	3	3	3	3	3	3	3	3	3	3	2	1	2	1	0	0	0	1	2	39	87%
Penzo, Clint ♦	Springdale	3	3	3	3	3	3	3	3	3	3	2	1	2	1	0	0	0	1	2	39	87%
Petty, Jim	Van Buren	0	3	3	3	3	3	3	3	3	3	2	1	2	1	0	0	0	1	2	36	80%
Rice, Terry	Waldron	0	3	3	3	3	3	3	3	3	3	2	1	2	1	0	0	0	1	2	36	80%
Stone, Matt	Camden	0	3	3	3	3	3	3	3	3	3	2	1	2	1	0	0	0	1	2	36	80%
Stubblefield, Gary	Branch	3	3	3	3	3	3	3	3	3	3	2	1	2	1	0	0	0	1	2	39	87%
Sullivan, Dan ♦	Jonesboro	3	3	3	3	3	3	3	3	3	3	2	1	2	1	0	0	2	1	2	41	91%
Tucker, Clarke	Little Rock	0	3	3	3	0	0	0	0	0	0	0	0	0	0	0	0	0	0	2	11	24%
Wallace, David	Leachville	0	3	3	3	3	3	3	3	3	3	2	1	0	1	0	0	0	1	2	34	76%

Red text = Republican Navy text = Democrat X = Excused absence ♦ = OAF award winner

ABOUT OPPORTUNITY ARKANSAS

ARKANSAS SENATE SNAPSHOT

ARKANSAS SENATE AWARD WINNERS

ARKANSAS SENATE SCORES

ARKANSAS HOUSE SNAPSHOT

ARKANSAS HOUSE AWARD WINNERS

ARKANSAS HOUSE SCORES

BILL DESCRIPTIONS

METHODOLOGY

Arkansas HOUSE SNAPSHOT

100 TOTAL MEMBERS

82
Republicans

18
Democrats

0
Vacancies

Average House Republican score: **81%**

Average House Democrat score: **21%**

HIGHEST SCORING HOUSE REPUBLICANS:



Rep.
Rick Beck
(Center Ridge)
96%



Rep.
Rebecca Burkes
(Lowell)
96%



Rep.
Justin Gonzales
(Okolona)
96%




Rep.
Austin McCollum
(Bentonville)
96%



Rep.
David Ray
(Maumelle)
96%

LOWEST SCORING HOUSE REPUBLICANS:



Rep.
Carol Dalby
(Texarkana)
60%



Rep.
Les Eaves
(Searcy)
60%



Rep.
Jim Wooten
(Beebe)
60%

HIGHEST SCORING HOUSE DEMOCRAT:



Rep.
Ashley Hudson
(Little Rock)
44%

LOWEST SCORING HOUSE DEMOCRAT:



Rep.
Denise Garner
(Fayetteville)
11%

ABOUT
OPPORTUNITY
ARKANSAS

ARKANSAS
SENATE
SNAPSHOT

ARKANSAS
SENATE AWARD
WINNERS

ARKANSAS
SENATE
SCORES

ARKANSAS
HOUSE
SNAPSHOT

ARKANSAS
HOUSE AWARD
WINNERS

ARKANSAS
HOUSE
SCORES

BILL
DESCRIPTIONS

METHODOLOGY

Arkansas House AWARD WINNERS

OPPORTUNITY PIONEERS

These legislators are recognized for their leadership and hard work on specific issues that align with Opportunity Arkansas's policy goals. Without their leadership, many of these transformational policy victories would not have been possible.



REP. KEITH BROOKS

Rep. Brooks was a key driver in Arkansas's push for educational freedom. This work began not in January, but years ago. Indeed, Rep. Brooks' focus and determination to empower parents and ensure all Arkansas kids have access to a quality education cannot be understated. He studied and researched the issues, talked to stakeholders around the state, sought input from peers in other states, and worked diligently to help craft a comprehensive education reform package that puts parents in charge and students first. Thanks to his work, the next generation has greater access to opportunity and prosperity.



REP. REBECCA BURKES

As a first-term legislator, Rep. Burkes wasted absolutely no time getting right to work for the people of Arkansas. She led on numerous issues, from welfare reform (HB1401) to unemployment reform to reducing barriers to work. She has been

named an Opportunity Pioneer for her leadership on all of these issues. Also, because of her stellar voting record (96%), she is one of just two legislators to receive two OAF awards this year.



REP. DAVID RAY

Rep. Ray was the driving force behind special election reform, A&P tax reform, and prohibiting local income taxes. Many of these reforms have been attempted in the past, but have fallen short. Thanks to his persistence, preparation, and ability to build partnerships, Rep. Ray got them done. These efforts will protect Arkansas taxpayers from sneaky tax hikes hidden in special elections, stop cities and counties from hiking taxes without voter input, and stop local governments from taxing work.



ABOUT
OPPORTUNITY
ARKANSAS

ARKANSAS
SENATE
SNAPSHOT

ARKANSAS
SENATE AWARD
WINNERS

ARKANSAS
SENATE
SCORES

ARKANSAS
HOUSE
SNAPSHOT

ARKANSAS
HOUSE AWARD
WINNERS

ARKANSAS
HOUSE
SCORES


BILL
DESCRIPTIONS

METHODOLOGY

Arkansas House AWARD WINNERS (CONTINUED)

OPPORTUNITY DEFENDERS

These House members are receiving Opportunity Defender awards from OAF for their voting records and scores of over 90 percent.



Rep. Wade Andrews



Rep. Rick Beck



Rep. Mary Bentley




Rep. Rebecca Burkes




Rep. Cameron Cooper




Rep. Jon Eubanks




Rep. Tony Furman




Rep. Justin Gonzales



Rep. Delia Haak



Rep. RJ Hawk



Rep. Grant Hodges



Rep. Mindy McAlindon




Rep. Austin McCollum



Rep. Chad Puryear



Rep. David Ray



Rep. Kendon Underwood

ABOUT
OPPORTUNITY
ARKANSAS

ARKANSAS
SENATE
SNAPSHOT

ARKANSAS
SENATE AWARD
WINNERS

ARKANSAS
SENATE
SCORES

ARKANSAS
HOUSE
SNAPSHOT

ARKANSAS
HOUSE AWARD
WINNERS

ARKANSAS
HOUSE
SCORES

BILL
DESCRIPTIONS

METHODOLOGY

STRONG LEADERSHIP AWARD *Winner*



REP. ROBIN LUNDSTRUM

Rep. Lundstrum is the inaugural winner of the Strong Leadership Award. Not only did she play a key role in reforming Arkansas's

unemployment system (HB1430), but she also worked diligently behind the scenes with freshman members to prepare their bills and gain their footing in the legislature—going above and beyond her baseline responsibilities and instead choosing to invest extra time in her new colleagues. Her direct and indirect partnership played a significant role in many of the successful policy victories highlighted in this scorecard. For these reasons and more, we are proud to honor her with the 2023 Strong Leadership Award.

*Congratulations,
Rep. Lundstrum!*

About the STRONG LEADERSHIP AWARD

The Strong Leadership Award is named for **William A. Strong, Sr.**, an Arkansas pioneer and a patriot.


Over the course of his career, Mr. Strong owned 13 companies, with manufacturing plants in Arkansas, Illinois, South Carolina, and Texas. He created new products, owning 10 patents, including creating new applications for vermiculite and creating machines to apply new products he created. He developed a system for rehabilitating manholes and sanitary sewers in a way that revolutionized the industry.

Beyond his entrepreneurial spirit, he had a great love for America and the American dream. He supported internships for young conservatives at the Heritage Foundation, the Leadership Institute, and Young America's Foundation. He fought for free-market principles and was an incredible philanthropist, both in Arkansas and across the country. Never retiring, Mr. Strong worked right up until he passed away in 2013.

Mr. Strong's values are the same values OAF seeks to recognize with this award—**innovation, leadership, and hard work.**

This award is for those legislators who truly go above and beyond to help expand opportunity in Arkansas; those who aren't confined by the way things have always been done but are always looking for a better way to do things. They are legislators who break the mold because they know Arkansas needs new, homegrown ideas for real change.

Mr. Strong's legacy is a part Opportunity Arkansas's story and we are honored to keep his legacy alive for years to come through the Strong Leadership Award.



ABOUT
OPPORTUNITY
ARKANSAS

ARKANSAS
SENATE
SNAPSHOT

ARKANSAS
SENATE AWARD
WINNERS

ARKANSAS
SENATE
SCORES

ARKANSAS
HOUSE
SNAPSHOT

ARKANSAS
HOUSE AWARD
WINNERS

ARKANSAS
HOUSE
SCORES

BILL
DESCRIPTIONS

METHODOLOGY

ARKANSAS HOUSE SCORES

NAME	TOWN	SB306	HB1027	SB90	HB1185	HB1401	HB1430	SB294	HB1510	HB1575	SB495	SB549	HB1026	SB473	HB1196	HB1340	HB1592	SB477	HB1681	HB1004	SCORE	%
PRO-OPPORTUNITY POSITION		N	Y	Y	Y	Y	Y	Y	Y	Y	Y	Y	Y	Y	Y	N	N	N	Y	Y		
POINTS		3	3	3	3	3	3	3	3	3	3	2	1	2	1	2	2	2	1	2	45	
Achor, Brandon	Maumelle	0	3	3	3	3	3	3	3	0	3	2	1	2	1	0	0	0	0	2	32	71%
Allen, Fred	Little Rock	0	3	3	3	0	0	0	0	0	0	0	0	2	0	0	0	0	0	0	11	24%
Andrews, Wade ♦	Camden	3	3	3	3	3	3	3	3	3	3	2	1	2	1	0	2	0	1	2	41	91%
Barker, Sonia	Smackover	3	3	3	3	3	3	3	3	3	3	2	1	2	1	0	0	0	1	2	39	87%
Beaty Jr., Howard	Crossett	3	3	3	3	3	3	3	3	0	3	2	1	2	1	0	0	0	1	2	36	80%
Beck, Rick ♦	Center Ridge	3	3	3	3	3	3	3	3	3	3	2	1	2	1	0	2	2	1	2	43	96%
Bentley, Mary ♦	Perryville	3	3	3	3	3	3	3	3	3	3	2	1	2	1	0	0	2	1	2	41	91%
Berry, Mark	Ozark	0	3	3	3	3	3	3	3	3	3	2	1	2	1	0	0	0	1	2	36	80%
Berry, Stan	Dover	3	3	3	3	3	3	3	3	3	3	2	1	2	1	0	0	0	1	2	39	87%
Breaux, Harlan	Holiday Island	3	3	3	3	3	3	3	3	3	3	2	1	2	1	0	0	0	1	2	39	87%
Brooks, Keith ♦	Little Rock	0	3	3	3	3	3	3	3	3	3	2	1	2	1	0	0	0	1	2	36	80%
Brown, Karilyn	Sherwood	0	3	0	3	3	3	3	3	3	3	2	1	2	1	2	2	0	1	2	37	82%
Brown, Matt	Conway	0	3	3	3	3	3	3	3	3	3	2	1	2	1	0	0	0	1	2	36	80%
Burkes, Rebecca ♦	Lowell	3	3	3	3	3	3	3	3	3	3	2	1	2	1	0	2	2	1	2	43	96%
Carr, Joey	Blytheville	0	3	3	3	3	3	3	3	3	3	2	1	0	1	0	0	0	1	2	34	76%
Carr, John	Rogers	3	3	3	3	3	0	3	3	3	3	2	1	2	1	0	2	0	1	2	38	84%
Cavanaugh, Frances	Walnut Ridge	0	3	3	3	3	3	3	3	3	3	2	1	2	1	0	0	0	1	2	36	80%

Red text = Republican Navy text = Democrat ♦ = OAF award winner

ABOUT OPPORTUNITY ARKANSAS

ARKANSAS SENATE SNAPSHOT

ARKANSAS SENATE AWARD WINNERS

ARKANSAS SENATE SCORES

ARKANSAS HOUSE SNAPSHOT

ARKANSAS HOUSE AWARD WINNERS

ARKANSAS HOUSE SCORES

BILL DESCRIPTIONS

METHODOLOGY

ARKANSAS HOUSE SCORES (CONTINUED)

NAME	TOWN	SB306	HB1027	SB90	HB1185	HB1401	HB1430	SB294	HB1510	HB1575	SB495	SB549	HB1026	SB473	HB1196	HB1340	HB1592	SB477	HB1681	HB1004	SCORE	%
PRO-OPPORTUNITY POSITION		N	Y	Y	Y	Y	Y	Y	Y	Y	Y	Y	Y	Y	Y	N	N	N	Y	Y		
POINTS		3	3	3	3	3	3	3	3	3	3	2	1	2	1	2	2	2	1	2	45	
Clowney, Nicole	Fayetteville	0	3	3	3	0	0	0	0	0	0	0	0	0	0	0	0	0	0	0	9	20%
Collins, Andrew	Little Rock	0	3	0	3	0	0	0	0	0	0	0	0	0	0	0	0	0	0	0	6	13%
Cooper, Cameron ♦	Romance	3	3	3	3	3	3	3	3	3	3	2	1	2	1	0	2	0	1	2	41	91%
Cozart, Bruce	Hot Springs	0	3	0	3	3	3	3	0	3	3	2	0	0	1	0	0	2	1	2	29	64%
Crawford, Cindy	Fort Smith	0	3	3	3	3	3	3	3	3	3	0	1	0	1	0	0	0	1	2	32	71%
Dalby, Carol	Texarkana	0	3	0	3	3	0	3	0	3	3	2	1	2	1	0	0	0	1	2	27	60%
Duffield, Matt	Russellville	0	3	3	3	3	3	3	3	3	3	2	1	2	1	0	0	0	1	2	36	80%
Duke, Hope	Gravette	3	3	3	3	3	3	0	3	3	3	2	1	2	1	0	2	0	1	2	38	84%
Eaves, Les	Searcy	0	3	3	3	3	3	3	0	0	3	2	1	0	0	0	0	0	1	2	27	60%
Ennett, Denise	Little Rock	0	3	0	3	0	0	0	0	0	0	0	0	0	0	0	0	0	0	0	6	13%
Eubanks, Jon ♦	Paris	3	3	3	3	3	3	3	3	3	3	2	1	2	1	0	0	2	1	2	41	91%
Evans, Brian	Cabot	3	3	3	3	3	3	3	3	0	3	2	1	2	1	0	0	0	1	2	36	80%
Ferguson, Deborah	West Memphis	0	3	0	3	0	0	0	0	0	0	2	0	0	0	0	2	0	0	0	10	22%
Ferguson, Kenneth	Pine Bluff	3	3	0	0	0	0	0	0	0	0	0	0	0	0	0	0	0	0	0	6	13%
Fite, Charlene	Van Buren	3	3	3	3	3	3	3	3	3	3	2	1	2	1	0	0	0	1	2	39	87%
Fite, Lanny	Benton	0	3	3	3	3	3	3	3	3	3	2	1	0	1	0	0	0	1	2	34	76%
Flowers, Vivian	Pine Bluff	0	0	3	3	0	0	0	0	0	0	0	0	0	0	0	2	0	0	0	8	18%

Red text = Republican Navy text = Democrat ♦ = OAF award winner

ABOUT OPPORTUNITY ARKANSAS

ARKANSAS SENATE SNAPSHOT

ARKANSAS SENATE AWARD WINNERS

ARKANSAS SENATE SCORES

ARKANSAS HOUSE SNAPSHOT

ARKANSAS HOUSE AWARD WINNERS

ARKANSAS HOUSE SCORES

BILL DESCRIPTIONS

METHODOLOGY

ARKANSAS HOUSE SCORES (CONTINUED)

NAME	TOWN	SB306	HB1027	SB90	HB1185	HB1401	HB1430	SB294	HB1510	HB1575	SB495	SB549	HB1026	SB473	HB1196	HB1340	HB1592	SB477	HB1681	HB1004	SCORE	%
PRO-OPPORTUNITY POSITION		N	Y	Y	Y	Y	Y	Y	Y	Y	Y	Y	Y	Y	Y	N	N	N	Y	Y		
POINTS		3	3	3	3	3	3	3	3	3	3	2	1	2	1	2	2	2	1	2	45	
Fortner, Jack	Yellville	0	3	3	3	3	3	3	3	3	3	2	1	2	1	0	0	0	1	2	36	80%
Furman, Tony ♦	Benton	3	3	3	3	3	3	3	3	3	3	2	1	2	1	0	2	0	1	2	41	91%
Garner, Denise	Fayetteville	0	0	0	3	0	0	0	0	0	0	0	0	0	0	2	0	0	0	0	5	11%
Gazaway, Jimmy	Paragould	0	3	3	3	3	3	3	3	3	3	2	1	2	1	0	2	0	1	2	38	84%
Gonzales, Justin ♦	Okolona	3	3	3	3	3	3	3	3	3	3	2	1	2	1	2	2	0	1	2	43	96%
Gramlich, Zack	Fort Smith	0	3	3	3	3	3	3	3	3	3	2	1	0	1	0	0	0	1	2	34	76%
Haak, Delia ♦	Siloam Springs	3	3	3	3	3	3	3	3	3	3	2	1	2	1	0	2	0	1	2	41	91%
Hawk, RJ ♦	Bryant	3	3	3	3	3	3	3	3	3	3	2	1	2	1	0	2	0	1	2	41	91%
Hodges, DeAnna	Springdale	0	3	3	3	3	3	3	3	3	3	2	1	2	1	0	0	0	1	2	36	80%
Hodges, Grant ♦	Centerton	3	3	3	3	3	3	3	3	3	3	2	1	2	1	0	2	0	1	2	41	91%
Holcomb, Mike	Pine Bluff	0	3	3	3	3	3	3	3	3	3	2	0	2	1	0	0	0	1	2	35	78%
Hollowell, Steve	Forrest City	0	3	3	3	3	3	3	3	3	3	2	1	2	1	0	0	0	1	2	36	80%
Hudson, Ashley	Little Rock	0	3	3	3	0	0	0	3	0	3	2	1	0	0	0	0	0	0	2	20	44%
Jean, Lane	Magnolia	0	3	3	3	3	3	3	3	0	3	2	1	0	1	0	0	2	1	2	33	73%
Johnson, Lee	Greenwood	0	3	3	3	3	3	3	3	3	3	2	1	2	1	0	0	0	1	2	36	80%
Ladyman, Jack	Jonesboro	3	3	0	3	3	3	3	3	0	3	2	1	2	1	0	0	0	1	2	33	73%
Long, Wayne	Bradford	3	3	0	3	3	3	3	3	3	3	2	1	2	1	0	0	2	1	2	38	84%

Red text = Republican Navy text = Democrat ♦ = OAF award winner

ABOUT OPPORTUNITY ARKANSAS

ARKANSAS SENATE SNAPSHOT

ARKANSAS SENATE AWARD WINNERS

ARKANSAS SENATE SCORES

ARKANSAS HOUSE SNAPSHOT

ARKANSAS HOUSE AWARD WINNERS

ARKANSAS HOUSE SCORES

BILL DESCRIPTIONS

METHODOLOGY

ARKANSAS HOUSE SCORES (CONTINUED)

NAME	TOWN	SB306	HB1027	SB90	HB1185	HB1401	HB1430	SB294	HB1510	HB1575	SB495	SB549	HB1026	SB473	HB1196	HB1340	HB1592	SB477	HB1681	HB1004	SCORE	%
PRO-OPPORTUNITY POSITION		N	Y	Y	Y	Y	Y	Y	Y	Y	Y	Y	Y	Y	Y	N	N	N	Y	Y		
POINTS		3	3	3	3	3	3	3	3	3	3	2	1	2	1	2	2	2	1	2	45	
Lundstrum, Robin ♦	Elm Springs	3	3	3	3	3	3	3	3	3	3	2	1	2	1	0	0	0	1	2	39	87%
Lynch, Roger	Lonoke	3	3	3	3	3	3	3	3	3	3	2	1	2	1	0	0	0	1	2	39	87%
Maddox, John	Mena	0	3	3	3	3	3	3	3	3	3	2	1	2	1	0	0	0	1	2	36	80%
Magie, Stephen	Conway	0	3	0	3	0	0	0	0	0	0	2	0	0	0	0	0	0	0	0	8	18%
Mayberry, Julie	Hensley	0	3	3	3	3	3	0	3	3	3	2	1	2	1	0	2	0	1	2	35	78%
McAlindon, Mindy ♦	Centerton	3	3	3	3	3	3	3	3	3	3	2	1	2	1	0	2	0	1	2	41	91%
McClure, Rick	Malvern	0	3	3	3	3	3	3	3	3	3	2	1	2	1	0	0	0	1	2	36	80%
McCollum, Austin ♦	Bentonville	3	3	3	3	3	3	3	3	3	3	2	1	2	1	2	2	0	1	2	43	96%
McCullough, Tippi	Little Rock	0	3	0	3	0	0	0	0	0	0	0	0	0	0	0	0	0	0	0	6	13%
McElroy, Mark	Tillar	0	3	3	3	3	3	3	3	3	3	2	1	2	1	0	0	0	1	2	36	80%
McGrew, Richard	Hot Springs	0	3	3	3	3	3	3	3	3	3	2	1	2	1	0	0	0	1	2	36	80%
McKenzie, Brit	Rogers	0	3	3	3	3	3	3	3	3	3	2	1	2	1	0	2	0	1	2	38	84%
McNair, Ron	Harrison	0	3	3	3	3	3	0	0	3	3	2	1	0	1	0	0	0	1	2	28	62%
Meeks, Stephen	Greenbrier	0	0	3	3	3	3	3	3	3	3	2	1	2	1	0	0	0	1	2	33	73%
Miller, Josh	Heber Springs	3	3	0	3	3	3	3	3	0	0	2	0	0	1	0	2	2	1	0	29	64%
Milligan, Jon	Lake City	0	3	3	3	3	3	3	3	3	3	2	1	2	1	0	2	0	0	2	37	82%
Moore, Jeremiah	Clarendon	0	3	3	3	3	3	3	3	3	3	2	1	2	1	0	0	2	1	2	38	84%

Red text = Republican Navy text = Democrat ♦ = OAF award winner

ABOUT OPPORTUNITY ARKANSAS

ARKANSAS SENATE SNAPSHOT

ARKANSAS SENATE AWARD WINNERS

ARKANSAS SENATE SCORES

ARKANSAS HOUSE SNAPSHOT

ARKANSAS HOUSE AWARD WINNERS

ARKANSAS HOUSE SCORES

BILL DESCRIPTIONS

METHODOLOGY

ARKANSAS HOUSE SCORES (CONTINUED)

NAME	TOWN	SB306	HB1027	SB90	HB1185	HB1401	HB1430	SB294	HB1510	HB1575	SB495	SB549	HB1026	SB473	HB1196	HB1340	HB1592	SB477	HB1681	HB1004	SCORE	%
PRO-OPPORTUNITY POSITION		N	Y	Y	Y	Y	Y	Y	Y	Y	Y	Y	Y	Y	Y	N	N	N	Y	Y		
POINTS		3	3	3	3	3	3	3	3	3	3	2	1	2	1	2	2	2	1	2	45	
Moore, Kendra	Lincoln	0	3	3	3	3	3	3	0	3	3	2	1	0	1	0	0	2	1	2	33	73%
Nicks, Milton	Marion	0	3	0	3	0	0	0	0	0	0	0	0	0	0	0	0	0	0	2	8	18%
Painter, Stetson	Mountain Home	0	3	3	3	3	3	3	3	3	3	2	1	2	1	0	2	0	1	2	38	84%
Pearce, Shad	Batesville	0	3	0	3	3	3	3	3	3	3	2	1	2	1	0	0	0	1	2	33	73%
Perry, Mark	Jacksonville	0	3	3	3	0	0	0	0	0	3	0	1	2	0	0	0	0	1	2	18	40%
Pilkington, Aaron	Knoxville	0	3	3	3	3	3	3	3	3	3	2	1	2	1	0	2	0	1	2	38	84%
Puryear, Chad ♦	Hindsville	3	3	3	3	3	3	3	3	3	3	2	1	2	1	0	2	0	1	2	41	91%
Ray, David ♦	Maumelle	3	3	3	3	3	3	3	3	3	3	2	1	2	1	2	2	0	1	2	43	96%
Richardson, Jay	Fort Smith	0	3	3	3	0	0	0	0	0	0	2	0	0	0	0	0	0	0	2	13	29%
Richardson, R. Scott	Bentonville	3	3	0	3	3	3	3	3	3	3	2	1	2	1	0	0	0	1	2	36	80%
Richmond, Marcus	Harvey	0	3	3	3	3	3	3	3	3	3	2	1	2	1	0	0	0	1	2	36	80%
Rose, Ryan	Van Buren	3	3	3	3	3	3	3	3	3	3	2	1	2	1	0	0	0	1	2	39	87%
Rye, Johnny	Trumann	0	3	3	3	3	3	3	3	3	3	2	1	2	1	0	0	0	1	2	36	80%
Schulz, Bart	Cave City	0	3	3	3	3	3	3	3	3	3	2	1	2	1	0	0	0	1	2	36	80%
Scott, Jamie	North Little Rock	0	3	3	3	0	0	0	0	0	0	0	0	0	0	0	0	0	0	0	9	20%
Shephard, Tara	Little Rock	0	3	3	3	0	0	0	0	0	0	0	0	0	0	0	0	0	0	0	9	20%

Red text = Republican Navy text = Democrat ♦ = OAF award winner

ABOUT OPPORTUNITY ARKANSAS

ARKANSAS SENATE SNAPSHOT

ARKANSAS SENATE AWARD WINNERS

ARKANSAS SENATE SCORES

ARKANSAS HOUSE SNAPSHOT

ARKANSAS HOUSE AWARD WINNERS

ARKANSAS HOUSE SCORES

BILL DESCRIPTIONS

METHODOLOGY

ARKANSAS HOUSE SCORES (CONTINUED)

NAME	TOWN	SB306	HB1027	SB90	HB1185	HB1401	HB1430	SB294	HB1510	HB1575	SB495	SB549	HB1026	SB473	HB1196	HB1340	HB1592	SB477	HB1681	HB1004	SCORE	%
PRO-OPPORTUNITY POSITION		N	Y	Y	Y	Y	Y	Y	Y	Y	Y	Y	Y	Y	Y	N	N	N	Y	Y		
POINTS		3	3	3	3	3	3	3	3	3	3	2	1	2	1	2	2	2	1	2	45	
Springer, Joy	Little Rock	0	3	0	3	0	0	0	0	0	0	0	0	0	0	0	0	0	0	0	6	13%
Steimel, Trey	Pocahontas	0	3	3	3	3	3	3	3	3	3	2	1	2	1	0	0	0	1	2	36	80%
Tosh, Dwight	Jonesboro	0	3	3	3	3	3	3	3	3	3	2	1	0	1	0	2	0	1	2	36	80%
Underwood, Kendon ♦	Cave Springs	3	3	3	3	3	3	3	3	3	3	2	1	2	1	0	2	0	1	2	41	91%
Unger, Steve	Springdale	0	3	3	3	3	3	3	3	3	3	2	1	2	1	0	2	0	1	2	38	84%
Vaught, DeAnn	Horatio	0	3	3	3	3	3	3	3	3	3	2	1	0	1	0	0	0	1	2	34	76%
Walker, Steven	Horseshoe Bend	0	3	3	3	3	3	3	3	3	3	2	1	2	1	0	0	0	1	2	36	80%
Wardlaw, Jeff	Hermitage	0	3	3	3	3	3	3	3	3	3	2	1	2	1	0	2	0	1	2	38	84%
Warren, Les	Hot Springs	0	3	3	3	3	3	3	0	3	3	2	1	2	1	0	0	0	1	2	33	73%
Watson, Danny	Hope	3	3	3	3	3	3	3	0	3	3	2	1	2	1	0	0	0	1	2	36	80%
Whitaker, David	Fayetteville	0	3	3	3	0	0	0	0	0	0	0	0	0	0	0	0	0	0	0	9	20%
Wing, Carlton	North Little Rock	3	3	3	3	3	3	3	3	3	3	2	1	2	1	0	0	0	1	2	39	87%
Womack, Richard	Arkadelphia	0	3	3	3	3	3	3	3	3	0	2	1	2	1	0	2	0	1	2	35	78%
Wooldridge, Jeremy	Marmaduke	0	3	3	3	3	3	3	3	3	3	2	1	2	1	0	0	0	1	2	36	80%
Wooten, Jim	Beebe	0	3	3	3	3	3	0	0	3	3	2	0	0	1	0	0	0	1	2	27	60%

Red text = Republican Navy text = Democrat ♦ = OAF award winner

ABOUT OPPORTUNITY ARKANSAS

ARKANSAS SENATE SNAPSHOT

ARKANSAS SENATE AWARD WINNERS

ARKANSAS SENATE SCORES

ARKANSAS HOUSE SNAPSHOT

ARKANSAS HOUSE AWARD WINNERS

ARKANSAS HOUSE SCORES

BILL DESCRIPTIONS

METHODOLOGY

BILL DESCRIPTIONS

SB306: **EXPANDING FOOD STAMPS TO INDIVIDUALS WITH SIGNIFICANT ASSETS**

LEAD SPONSORS: Sen. Dismang & Rep. Vaught

The original version of SB306 would have expanded food stamps to individuals with up to \$12,500 in cash assets in the bank. The House version that ultimately became law, if approved by the federal government, will still expand food stamps by allowing households to temporarily exceed the food stamp asset limit without being disenrolled.

PRO-OPPORTUNITY POSITION: *No*

HB1027: **REQUIRING VOTER INPUT ON LOCAL A&P FOOD AND LODGING TAXES**

LEAD SPONSORS: Rep. Ray & Sen. M. Johnson

This legislation will ensure that local voters have a say before being subjected to advertising and promotion (A&P) taxes. Previously, A&P taxes—which can be as high as 3 percent—were the only local tax in the state of Arkansas that could be imposed without direct consent of the voters. This has contributed to ever-increasing local tax burdens on Arkansans.

PRO-OPPORTUNITY POSITION: *Yes*

SB90: **ADOPTING UNIVERSAL LICENSING RECOGNITION**

LEAD SPONSORS: Sen. Hill & Rep. McCollum

This bill creates a smooth pathway for workers from other states to transfer their occupational licenses and work experience to Arkansas. This is a significant boost to Arkansas's overall workforce competitiveness and will greatly decrease the difficulty of recruiting licensed workers to the Natural State.

PRO-OPPORTUNITY POSITION: *Yes*

HB1185: **EXPANDING PUBLIC SCHOOL CHOICE**

LEAD SPONSORS: Rep. Mayberry & Sen. Clark

This bill expanded public school choice by allowing more students to attend a school in another district without exceeding the annual interdistrict cap on transfers. While the LEARNS Act now supersedes this legislation (see below), this was an important bill for ensuring that the next generation has the best opportunity to succeed.

PRO-OPPORTUNITY POSITION: *Yes*

HB1401: **REDUCING THE CASH WELFARE TIME LIMIT**

LEAD SPONSORS: Rep. Burkes & Sen. Penzo

This legislation reduces the cash welfare time limit from 24 months to 12 months (the federally-required minimum) for households with work-eligible adults, encouraging them to reenter the workforce. This ties Arkansas with only one other state (Arizona) for the lowest cash welfare time limit in the country.

PRO-OPPORTUNITY POSITION: *Yes*

HB1430: **REFORMING AR UNEMPLOYMENT SYSTEM**

LEAD SPONSORS: Rep. Lundstrum & Sen. Hammer

This bill makes numerous changes to Arkansas's unemployment insurance provisions—including reducing the maximum duration of unemployment benefits and lowering unemployment taxes on businesses—to grow Arkansas's workforce. With a new maximum time limit of 12 weeks, Arkansas now has the shortest unemployment benefits length in the nation.

PRO-OPPORTUNITY POSITION: *Yes*

ABOUT
OPPORTUNITY
ARKANSAS

ARKANSAS
SENATE
SNAPSHOT

ARKANSAS
SENATE AWARD
WINNERS

ARKANSAS
SENATE
SCORES

ARKANSAS
HOUSE
SNAPSHOT

ARKANSAS
HOUSE AWARD
WINNERS

ARKANSAS
HOUSE
SCORES

**BILL
DESCRIPTIONS**

METHODOLOGY

**SB294:
UNLEASHING UNIVERSAL EDUCATION FREEDOM
(THE LEARNS ACT)**

LEAD SPONSORS: Sen. Davis & Rep. Brooks

The LEARNS Act dramatically expands educational freedom in Arkansas through education freedom accounts (EFAs), while also making other improvements to Arkansas's education system via investments in teacher salaries, reforms to school safety, and more. It is without a doubt one of the broadest, boldest, most comprehensive education reforms in United States history.

PRO-OPPORTUNITY POSITION: *Yes*

**SB473:
BANNING AUTOMATIC TEACHER UNION DUES**

LEAD SPONSORS: Sen. Bryant & Rep. Hodges

This legislation prevents the deduction of union fees from Arkansas's public school employees' salaries. Now, teachers interested in contributing will have to contribute directly, protecting them from a cut out of their paycheck.

PRO-OPPORTUNITY POSITION: *Yes*

**HB1510:
CURBING SPECIAL ELECTION ABUSE**

LEAD SPONSORS: Rep. Ray & Sen. Payton

This legislation limits towns and counties from scheduling special elections during low-turnout times, ensuring more Arkansans have a voice on important issues like local tax hikes. Cities and counties have notoriously hid these issues at poorly-advertised special elections, resulting in higher taxes on Arkansans.

PRO-OPPORTUNITY POSITION: *Yes*

**HB1575:
INCREASING UNEMPLOYMENT WORK
SEARCH REQUIREMENTS**

LEAD SPONSORS: Rep. Burkes & Sen. Penzo

This bill requires that unemployment recipients conduct at least five job search activities per week in order to maintain eligibility for benefits, helping them to reenter the workforce more quickly. Previously, they were required to conduct only three work searches per week.

PRO-OPPORTUNITY POSITION: *Yes*

**HB1026:
PROHIBITING LOCAL INCOME TAXES**

LEAD SPONSORS: Rep. Ray & Sen. Payton

This bill will prohibit Arkansas cities and counties from imposing a local-level income tax on their citizens, preempting the ability of overzealous localities to claw away earnings from hardworking Arkansans.

PRO-OPPORTUNITY POSITION: *Yes*

**SB495:
RESTORING PEACE TO OUR COMMUNITIES
(THE PROTECT ARKANSAS ACT)**

LEAD SPONSORS: Sen. Gilmore & Rep. Gazaway

This legislation makes numerous changes to Arkansas's criminal justice system—including by reforming the parole process, strengthening minimum sentencing times, improving victim notification requirements, reevaluating corrections training programs, and more—in order to hold violent criminals accountable and put victims first.

PRO-OPPORTUNITY POSITION: *Yes*

ABOUT
OPPORTUNITY
ARKANSAS

ARKANSAS
SENATE
SNAPSHOT

ARKANSAS
SENATE AWARD
WINNERS

ARKANSAS
SENATE
SCORES

ARKANSAS
HOUSE
SNAPSHOT

ARKANSAS
HOUSE AWARD
WINNERS

ARKANSAS
HOUSE
SCORES

BILL
DESCRIPTIONS

METHODOLOGY

HB1196:
REQUIRING WORK FOR ABLE-BODIED HOUSING RECIPIENTS

LEAD SPONSORS: Rep. Underwood & Sen. Gilmore

This bill requires able-bodied adults in Arkansas's public housing programs to participate in work activities or volunteer at least part-time, helping reduce welfare dependency. This legislation is contingent upon a federal waiver.

PRO-OPPORTUNITY POSITION: *Yes*

SB549:
REDUCING PERSONAL AND CORPORATE INCOME TAXES

LEAD SPONSORS: Sen. Dismang & Rep. Eaves

This bill cuts Arkansas's top marginal personal income tax rate from 4.9% to 4.7%, and reduces Arkansas's corporate income tax rate from 5.3% to 5.1%, providing \$124 million in tax relief. While we felt the legislature could have been far more aggressive with tax cuts this session, this is still a step in the right direction towards eliminating the state income tax altogether.

PRO-OPPORTUNITY POSITION: *Yes*

HB1340:
EXPANDING FOOD STAMPS FOR CERTAIN VETERANS

LEAD SPONSORS: Rep. Tosh & Sen. Wallace

This legislation requires the Department of Human Services to seek a waiver to exclude veterans' disability income from counting for purposes of eligibility for food stamps. If approved, it will expand welfare to individuals who did not previously qualify. Even worse, the legislation included no fiscal note, so taxpayers have no indication of how much additional money it will cost.

PRO-OPPORTUNITY POSITION: *No*

HB1592:
EXPANDING THE 'HOLLYWOOD HANDOUT'

LEAD SPONSORS: Rep. C. Fite & Sen. Dismang

This bill expands an existing special interest welfare giveaway in the form of an enhanced tax credit to the film industry financed by Arkansas taxpayers.

Not only does the legislation redirect funds to special interests that do not share Arkansas's values, it also pushes the prospect of income tax repeal further into the future by effectively spending money.

PRO-OPPORTUNITY POSITION: *No*

SB477:
EXPANDING FREE LUNCHES WELFARE EXPANSION

LEAD SPONSORS: Sen. Dismang & Rep. Vaught

This legislation unnecessarily qualifies all families who currently receive reduced-price school meals for free school meals, even if the family's income is well above the federal poverty level. Previously, households from 130% to 185% of the federal poverty level qualified for reduced-price lunches. In real dollars, 185% FPL is \$55,500 per year for a family of four, or more than the median Arkansas household income. They paid less than 50 cents per school meal. Now, these costs will be borne by taxpayers.

PRO-OPPORTUNITY POSITION: *No*

HB1681:
PROHIBITING GUARANTEED INCOME PROGRAMS

LEAD SPONSORS: Rep. Andrews & Sen. Bryant

This bill prohibits any state or local entity from enacting a welfare-like guaranteed income program, preempting bureaucrats or liberal localities from increasing dependency on government at the taxpayer's expense.

PRO-OPPORTUNITY POSITION: *Yes*

HB1004:
ENHANCING SEX OFFENDER DISCLOSURE REQUIREMENTS

LEAD SPONSORS: Rep. Ray & Sen. M. Johnson

This legislation enhances public information with respect to sex offender registration and disclosure requirements. It will enhance public safety by increasing public awareness of sex offenders' presence in local communities.

PRO-OPPORTUNITY POSITION: *Yes*

ABOUT
OPPORTUNITY
ARKANSAS

ARKANSAS
SENATE
SNAPSHOT

ARKANSAS
SENATE AWARD
WINNERS

ARKANSAS
SENATE
SCORES

ARKANSAS
HOUSE
SNAPSHOT

ARKANSAS
HOUSE AWARD
WINNERS

ARKANSAS
HOUSE
SCORES

BILL
DESCRIPTIONS

METHODOLOGY

METHODOLOGY

HOW WE CHOSE BILLS TO SCORE

The **2023 Opportunity Scorecard** was compiled based on 19 key votes from the Arkansas 2023 regular legislative session.

Legislators were graded based on how they voted on critical pieces of legislation related to issues impacting opportunity for Arkansans. All scored bills fall within one of Opportunity Arkansas's policy pathways.

The majority of the bills listed on the scorecard achieve reforms that Opportunity Arkansas has directly promoted through research, testimony, direct legislative engagement, emails, opinion pieces, polling, and more. Additionally, every scored bill was graded and included on Opportunity Arkansas's online bill tracker during the legislative session.

HOW WE WEIGHTED BILLS

Bills were weighted using a point system based on their relative policy significance. Bills in the highest tier of importance could provide a legislator 3 points for voting the right way; bills in the middle tier could convey 2 points; and bills in the lowest tier were worth 1 point. In general, bills that closely reflected the priorities and reforms contained in our "2023 Roadway to Opportunity" were worth more points.

HOW WE COMPUTED SCORES AND HANDLED ABSENCES

Legislators who voted "yes" on a good bill or "no" on a bad bill earned the maximum number of points associated with that bill's tier. In contrast, legislators who voted "no" on a good bill or "yes" on a bad bill earned zero points.

Legislators who voted "present" or refused to vote on a bad bill earned the maximum number of points associated with that bill's tier. Similarly, legislators who voted "present" or refused to vote on a good bill earned zero points.

Finally, legislators who received an excused absence (as indicated on the legislative web roll call) for a bill did not have that particular vote included

in their score so as not to unfairly penalize them. Only the Senate utilizes excused absences.

In all cases, the roll call votes that were scored represent the most recent roll call vote on the bill. In almost all instances, the legislative scores reflect bills that were identical between both chambers when they were voted on by the House and Senate. The key exception is SB306, in which the Senate vote included in the scorecard represents the initial version of the bill that Opportunity Arkansas vigorously engaged on, whereas the House vote included in the scorecard represents a highly watered-down version that does not increase food stamp enrollment.

HOW WE SELECTED AWARD WINNERS

Opportunity Arkansas has two categories of award winners.

The first category, known as **Opportunity Defenders**, are those who scored at or above 90% overall on the OAF scorecard. These legislators consistently voted in the direction of opportunity and growth throughout the entirety of the legislative session. Less than 15% of all legislators achieved this distinction, truly underscoring the significance of this score.

The second category are **Opportunity Pioneers**. These are legislators who not just voted the right way but are leaders who picked up the baton and charged the hill towards more opportunity for all Arkansans. They were selected based on particular reforms they sponsored and championed that align with Opportunity Arkansas's core issue areas. We felt strongly that these leaders deserved special recognition. Indeed, many legislators benefited directly from these Pioneers' work; without their efforts, many pieces of legislation that boosted the scores of legislators would have never existed had it not been for these Pioneers. They achieved some of the most meaningful reforms this session—and, in some cases, in Arkansas history.



ABOUT
OPPORTUNITY
ARKANSAS

ARKANSAS
SENATE
SNAPSHOT

ARKANSAS
SENATE AWARD
WINNERS

ARKANSAS
SENATE
SCORES

ARKANSAS
HOUSE
SNAPSHOT

ARKANSAS
HOUSE AWARD
WINNERS

ARKANSAS
HOUSE
SCORES

BILL
DESCRIPTIONS

METHODOLOGY

This scorecard is based on selected votes of importance to the Opportunity Arkansas Foundation. It does not include the complete voting record of any legislator. There are inherent limitations in judging the overall qualifications of any legislator based on a selected voting record, and the Foundation does not endorse or oppose any legislator for public office.



Opportunity Arkansas


823 Parkway Street

Conway, AR 72034

(501) 500-1075

info@opportunityarkansas.org

OpportunityArkansas.org

 facebook.com/OpportunityArkansas

 [@OppArkansas](https://twitter.com/OppArkansas)

