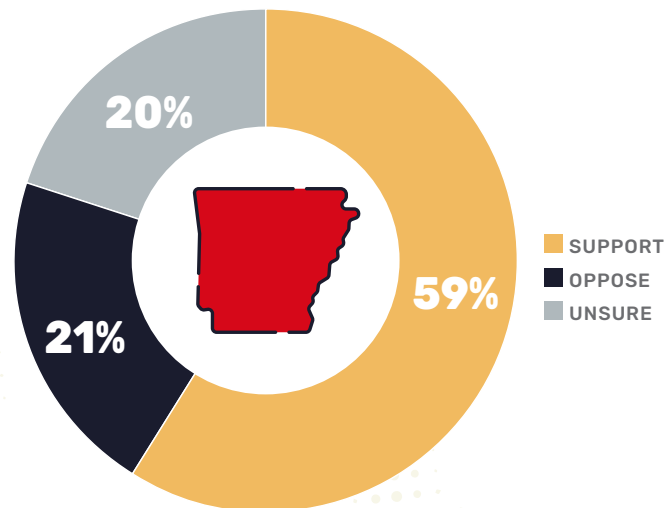


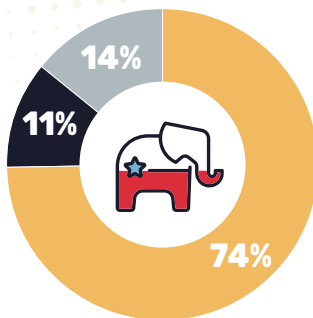
EDUCATIONAL FREEDOM IS WIDELY POPULAR *in Arkansas*



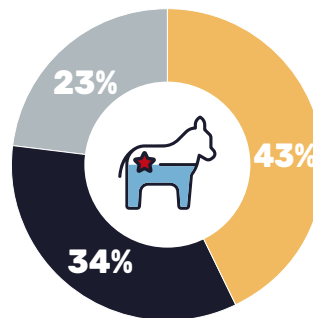
Poll:
Do you support or oppose educational freedom in Arkansas?



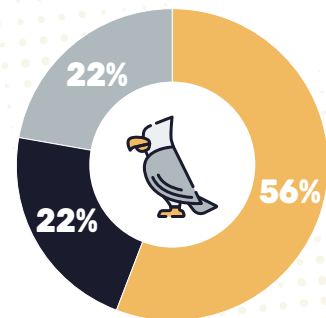
ALL ARKANSAS VOTERS



REPUBLICANS



DEMOCRATS



INDEPENDENTS

DEMOGRAPHICS

PARTY AFFILIATION			AGE			GENDER	
37%	29%	34%	35%	36%	30%	47%	53%
GOP	DEM	IND	18-44	45-64	65+	MALE	FEMALE

Results for this poll were collected by Opportunity Arkansas Foundation using an independent polling firm. The questions utilized an IVR survey, live call survey, and online panel from a statewide sample of 521 likely Arkansas voters, conducted October 24-27, 2023, with a margin of sampling error of ± 4.29 percentage points. The margin of sampling errors may be higher for subgroups. Results presented may not always appear to total 100 percent due to rounding. Data were post-stratified using weighted demographic information from the U.S. Census Bureau's Current Population Survey Voting and Registration Supplement and the state election authorities. Demographic information for actual voters in past elections was used to construct sample target weights. Opportunity Arkansas Foundation paid for all costs associated with this survey.